



# Part List

## Ride-On Ultra SE Spreader Sprayer

DOCUMENT ID: U002M



### MODEL

**Model# ULTRA SE A1A**

**Serial # \_\_\_\_\_**

### FOR TECHNICAL SUPPORT

**Direct all inquiries to:**

**Perma Green Supreme, Inc.  
5609 Murvihill Rd  
Valparaiso, IN 46383-8324  
info@ride-onspreader.com**

**For additional instructions please call 800.346.2001, or your local distributor (below)**

## TABLE OF CONTENTS

<b>Engine Components.....</b>	<b>3</b>
<b>Transmission.....</b>	<b>3</b>
<b>Brake Assembly.....</b>	<b>4</b>
<b>Rear tire/rim/hub.....</b>	<b>4</b>
<b>Handle Bar Assembly.....</b>	<b>5</b>
<b>Shift Rod Linkage.....</b>	<b>5</b>
<b>Clutch Assembly.....</b>	<b>6</b>
<b>PTO.....</b>	<b>6</b>
<b>Squeeze `n` Spray Bottle.....</b>	<b>7</b>
<b>Nozzle Assemblies.....</b>	<b>7</b>
<b>Plumbing.....</b>	<b>8</b>
<b>Articulating Joint Components.....</b>	<b>8</b>
<b>Hopper.....</b>	<b>9</b>

## INTRODUCTION


This manual contains information on replacement parts for the Ride-On® Ultra Spreader Sprayer. To place orders or for technical support, please call Perma Green Supreme, Inc. at 800.346.2001 or your local distributor (on page 1).

All information in this publication is based on the latest product information available at the time of printing. Perma Green Supreme, Inc. reserves the right to make changes without notice and without obligation.

This manual should be considered a permanent part of the machine. Record the serial number for ordering parts and when making technical or warranty inquiries.

## Engine Components

#	Description	SE #	PGS #	Alt #	Qty
	Complete engine & clutch assembly		U449201	082502	
	Engine only		U449200		1
	Air filter		U449211	082507	1
A	Air cleaner cover		U449216	082516	1
B	Spark plug		U449213	082509	1
	Gas cap		U449208	082499	1
C	Electric starter		U449210	082506	1
	Pull start		U449209	082503	1
	Magneto Ignition Coil		U449215	082513	1
	Blower housing		U449217	082517	1
D	Oil plug		U449212	082508	1
E	Throttle return spring		R654282	480314	1
	Voltage Regulator		U449223		1
	Fuel Filter		U449196		1
	<b>Voltage Regulator Assembly (SE ONLY)</b>	U449223.1	-----	-----	1




## Transmission

#	Description	SE #	PGS #	Alt #	Qty
	Complete transmission assembly	U216501.2	U216500.1	082490	1
	Front tire assembly		R654825	480402	2
	Lug nuts		R651401	480407	8




## Brake Assembly

#	Description	PGS #	Alt #	Qty
A	Brake adjuster bolts	R422304	082466	2
	Clevis pin	R651740	480244	2
	Brake bushing	R651970	480243	4
	Washers	R651450	480263	4
	Cotter pin	R651601	480246	4
B	Lock nut	R651216	013291	4
C	Band brakes	R422055	480242	2




## Rear tire/rim/hub

#	Description	PGS #	Alt #	Qty
A	Rear hub & drum w/ 3/4" bearings	R654825	480402	2
B	Complete rear tire, rim, hub, & bearing assembly	R654722	480404	2
	3/4" bearing only	R654722.01	480397	2
	3/4" bearing retainers	R654722.02	480399	4
	3/4" spacers	R652353	480414	2
	3/4" machine bushings	R651210	480410	4
	Lug nuts	R651400	480408	8




## Handle Bar Assembly

#	Description	SE #	PGS #	Alt #	Qty
A	Kill Switch Circuit		U422927	082489	1
	<b>Spray switch assembly (SE ONLY)</b>	U422942	-----	-----	1
	Pump switch assembly	U442942	R344334	480227	1
B	Starter switch assembly	U422941	U422928	082491	1
	Starter switch boot		U422928.2		1
C	Hour meter assembly (replacement)		U449198	082497	1
	Throttle cable		R654134.01	480208	1
	Handle grops (pair)		R654190	480328	1
	Shift lever grip		R654198	480337	1
D	Throttle level grip		U654191	082529	1
	Hopper lever grip		R654238	082479	1
	Handle release lever grip		R654199	480327	1



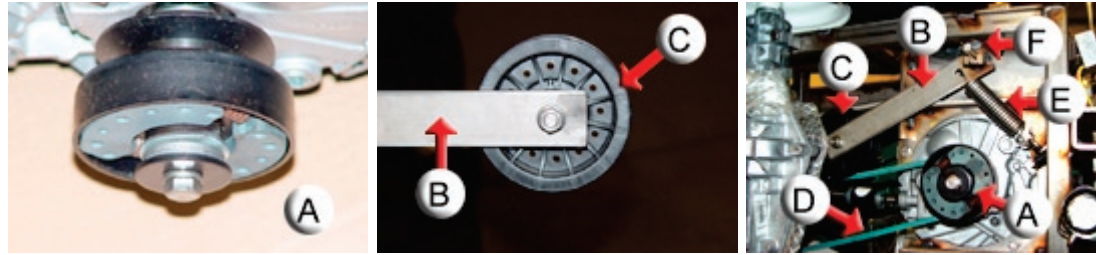
## Shift Rod Linkage

#	Description	PGS #	Alt #	Qty
	Complete assembly w/rod ends and locking nuts	R422561	082467	1
	Shift rod	R540004	480339	1
	5/16" rod ends	R652453	480338	2
	5/16"-24 lock nuts	R651218	011076	2
	5/16"-24 nuts	U651421	082524	2
	5/16" lock washer	R651482	480443	2



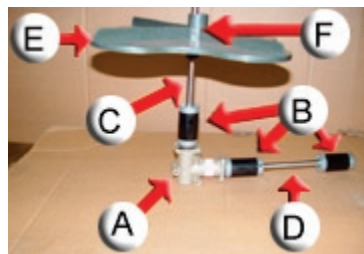
## Clutch Assembly

#	Description	PGS #	Alt #	Qty
A	Clutch	U653650	082520	1
B	Clutch arm			1
C	Clutch Idler pulley assembly	U653556	082525	1
D	Drive belt	U653675	082528	1
E	Clutch arm spring	R654502	480275	1
F	3/8" clevis pin	R651770	480435	1



## PTO

#	Description	PGS #	Alt #	Qty
A	Gear box assembly	U422939	082495	1
B	Universal sleeves	U422934	082496	3
C	Spinner shaft w/ hub	U422930		1
D	Platter	U422925	030317	1
E	Roll pin	C432135	082459	1
F	Drive shaft w/ hub	U422940		1




## Nozzle Assemblies

#	Description	PGS #	Alt #	Qty
A	Complete High(H) gear nozzle assembly	R422601.1	082460	2
B	Complete Low(L) gear nozzle assembly	R422602.1	082461	2
C	Rubber cap	R654250	480316	4
D	Pressure cap 8 PSI	R466444	480357	4
E	Diaphragm	R466448	480358	4
F	Nozzle body	R466222	480209	4
G	50 mesh strainer	R464724	480214	4
H	Rubber gasket	R466620	480359	4
I	Grey nozzle (TF VS3)	R466639	480212	2
J	Red nozzle (TF VS2)	R465222	480213	2
K	White nozzle-cap	R466625	480211	2
L	Red nozzle-cap	R466622	480210	2




## Electric System

#	Description	SE #	PGS #	Alt #	Qty
	SE Wiring harness	U422203		-----	1
A	Battery assembly	M341421	M341420	-----	1
B	Delta neutral assembly	U422207		-----	1
	Kill switch circuit assembly	U422211		-----	1
	SE Winter maintenance kit	U421999		-----	1
	SE Electric upgrade kit		U345007	-----	1



**ARTICULATING JOINT COMPONENTS**


#	Description	PGS #	Alt #	Qty
A	Rod end, 3/4" female	R652462	480231	1
B	Rod end, 3/4" male	R652472	480232	2
C	Bolt, 3/4" with hole	R650952	480233	1
D	Bolt, 3/4"	R650950	480234	2
E	Safety cable clamp	R654052	480235	1
F	Safety cable	R654050	480236	1
G	Grease fitting, female rod end	R652476	480237	1
H	Grease fitting, male rod end	R652474	480238	2
I	Lock washer, 3/4"	R651485	480239	3
J	Nut, 3/4"	R651100	480240	2
K	Seal, 3/4"	R652478	082477	3





## Plumbing

#	Description	SE #	PGS #	Alt #	Qty
A	3-way brass valve		R480022	450369	2
B	1/4" pipe tee		R476022	480352	3
	3/8" HB elbow		R456317	480351	1
	1/4" MPT x 3/8" HB elbow		R454023	480350	1
	1/4" MPT x 3/8 HB		R452222	480349	2
	1/4" MPT x 1/4 HB		R452220	480347	5
	1/4" MPT x 1/4 HB elbow		R454022	480348	5
	1/4" FPT x 1/4 HB		R454002	480346	2
	#30 clamp		R481244	480355	
	#38 clamp		R481243	480356	5
	#26 clamp		R481246	480354	11
	1/4" braided hose		R363220	082464	By the foot
	3/8" braided hose		R363222	082465	By the foot
	3/8" clear tubing		R362210	082462	By the foot
	Wiring Harness		U346260	-----	1
	Pump (universal)	U442069	U442068.1	-----	
	Tank Assembly		U422606	-----	1
	<b>SE Plumbing assembly (No pump or harness)</b>	U362209.1	-----	-----	1



A



B

## Squeeze 'n' Spray Bottle

#	Description	PGS #	Alt #	Qty
A	Complete assembly (Without bracket)	R372034	480365	1
	Complete assembly (With bracket)	372035	-----	1
B	Nozzle	465124	480362	1
C	50 Meshh strainer	R464724	480214	1
	Braket (for side-mounting to hoppers)	372039	-----	1



## Hopper

#	Description	PGS #	Alt #	Qty
	Hopper	U422917	082482	1
	Hopper cover	U432301.1		1
A	Hopper guide shut-off plate (green plastic)	U422924	030427	1
B	3/8" spring clip	U422926	060050	1
C	Agitator arm	U422912	082481	1
D	Agitator cam	U422911	030322	1
E	Main slide plate	U422908	030392	1
F	Left-side pattern adjusting slide plate	U422910	030404	1
G	Right-side patter adjusting plate	U422907	030395	1
	Hopper screen	U422918	030412	1
	Remote cable for right-side pattern adjusting	U450000		1
H	Deflector	U422931	082494	1
I	Remote cable for deflector	U450001	082518	1
J	Cable stop nut	R654148	480217	1
	3/8" Nylon flat washer	U422896		2
	Hopper Extension (Stainless Steel)	U422917.2		1

